




ATTUNE  
GLASS WALLS

TRANQUIL<sup>®</sup>



## FIXED GLASS

Attune's narrow glass channel provides a minimal aesthetic and accommodates panel thicknesses from 3/8" to 5/8". The frameless glass is side loaded, cutting down on installation times.



**180 Degree Connection**



**90 Degree Connection**



**Tee Connection**




- 1 Base slot for optional light gap seal**  
For uneven floors and walls
- 2 Side-loaded glass**  
For fast leveling and installation
- 3 Glass retainer**  
For safety until base trim is installed
- 4 Integrated 1/8" rise**  
For easy trim install with all carpet types
- 5 Solid seals**  
For superior acoustic performance



## ALUMINUM FRAMED GLASS HINGED DOORS

Aluminum door jamb accommodates adjacent side lites, providing a continuous appearance in framing thickness. The hinge and lockset strike locations are field adjustable, adding greater flexibility to site conditions. The aluminum framed doors accommodate most standard door hardware, allowing you to specify hardware for your specific needs.




- 1 Door stud - hinge side**  
Allows vertical adjustment of mortise hinges
- 2 Adjustable door stops**  
For tuning gaps and latch freeplay
- 3 Multiple stile widths available**  
Choose from wide, medium, or narrow stile options
- 4 Wide stile compatible with all cylindrical and mortise locksets**  
Use our standard hardware options or specify your own
- 5 Door stud - strike side**  
Allows for vertical adjustment of strike
- 6 Optional compact electric strike**  
Compatible with cylindrical and mortise locksets





## FRAMELESS GLASS PIVOT DOOR

Corner patch fittings with integrated closer and hold open features provide function with a minimal look. Choose from ladder pulls or glass patch locksets. Pivot doors have a maximum height of 108" – a transom can be used above doors to accommodate taller walls.


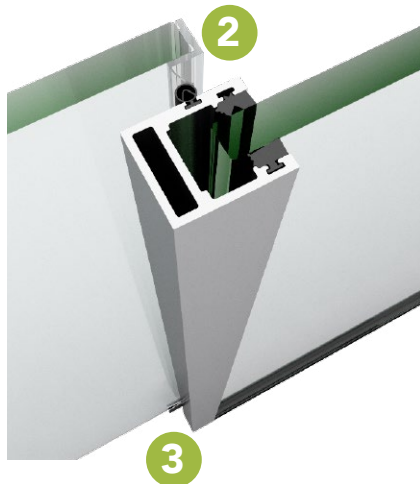


- 1 Multi-hollow bulb seal**  
Adds acoustic performance to glass pivot doors
- 2 1/2" door thickness**  
Clear tempered glass
- 3 Self-closing patch fitting**  
For dual or single action doors with or without hold-open
- 4 Door stud - strike side**  
Allows for vertical adjustment of strike
- 5 Standard glass patch lockset**  
Various functions, lever styles, and finishes available.  
Compatible with most mortise cylinders and key types.
- 6 Optional transom above doors**  
For walls greater than 9' tall when using pivot doors



## FRAMELESS GLASS SLIDING DOOR

The sliding door track and adjacent fixed glass channel have a continuous height. Standard door tail seals and optional automatic door bottoms offer superior sound attenuation. Choose from ladder pulls or sliding door locksets with positive latching.




- 1 Sliding door track**  
3-5/8" W x 2-1/2" H - height match adjacent fixed pane channel
- 2 Glass sliding door tail seal**  
Overlap bulb seal for better edge seal
- 3 Felt-lined floor guide**  
For anti-rattle and quiet operation
- 4 1/2" door thickness**  
Clear tempered glass
- 5 Optional automatic drop seal**  
For complete acoustic seal
- 6 Self-latching mortise lockset**  
Positive latching lockset available in various functions and finishes. Compatible with most mortise cylinders and key types




TRIM FINISH OPTIONS




CLEAR ANODIZED



PURE WHITE POWDER COAT




MATTE BLACK POWDER COAT



ARCHITECTURAL BRONZE POWDER COAT



GRAPHITE METALLIC POWDER COAT



COASTAL BLUE POWDER COAT

DOOR HARDWARE OPTIONS



NON-LOCKING LADDER PULL



FLOOR LOCKING LADDER PULL



TOP LOCKING LADDER PULL



FRAMELESS GLASS PIVOT DOOR LOCKSET



FRAMELESS GLASS SLIDING DOOR LOCKSET

# SPECIFICATIONS

## ATTUNE GLASS WALLS

---

### DETAILS AND DIMENSIONS

#### Base Assembly

Aluminum glass channel and aluminum tip-in trim.  
Side loaded glass with vertical adjustment blocks.  
Floor anchoring required.

#### Ceiling Assembly

Aluminum glass channel. Header attachment to ceiling grid, finished drywall headers, or Tranquil 5x5 post system.

#### Glass Connection Options

- Frameless glass with clear partition joint tape capable of 180°, 90°, 135°, and tee connections.

#### System Dimensions

- Standard ceiling height: Up to 10'-0"
- Vertical adjustment: +/- 1/2"
- Horizontal adjustment: +/- 1/2"
- Glass channel at floor and sides: 1-1/4"W x 1-1/2"H
- Glass channel header (fixed glass): 1-1/4"W x 2-1/2"H
- Door frame: 3"W x 2-1/2"H at header, 3"W x 1-1/2"H for vertical door studs, inswing and outswing
- Sliding door header: 3-5/8"W x 2-1/2"H, 81-1/2" minimum track length or continuous up to 10' length

#### Seismic Requirements

Optional project specific seismic anchors are available. Calculations can be coordinated by Tranquil and completed by a third-party engineering firm to meet all applicable codes.

#### Door Options

- Frameless 1/2" glass sliding
- Aluminum framed glass sliding
- Wood sliding
- Frameless 1/2" glass pivot
- Aluminum framed glass swing
- Wood swing

#### Hardware Options

- Sliding door: Locking/non-locking ladder pulls, locking/non-locking mortise lockset, electric strike, soft open/close
- Swing/pivot door: Cylindrical lockset, mortise lockset, locking/non-locking ladder pulls, electric strike
- Door frame features adjustable hinge and strike heights.
- Auto drop seal options

### MATERIALS + FINISHES

#### Aluminum Extrusions

Glass channel, trim, door frame, and sliding door track are all architectural grade aluminum alloys.

#### Trim Finishes

- Clear anodized
- Powder coat: Pure white, matte black, architectural bronze, graphite metallic, coastal blue
- Custom color matching available

#### Panel Options

- Frameless glass: standard tempered glass or laminated glass - 3/8" to 5/8" thick (minimum thickness determined by wall height)
- Solid panels: laminated 1/2" MDF panel, laminate selection per manufacturer's standard range
- Markerboard panels: laminated 1/2" MDF panel, magnetic option available
- Decorative glass panels: Backpainted glass, printed glass, switched glass



528 Pioneer Parkway Clare, MI 48617  
p 800.631.0212 | f 989.386.3500

[www.tranquilsystems.com](http://www.tranquilsystems.com)